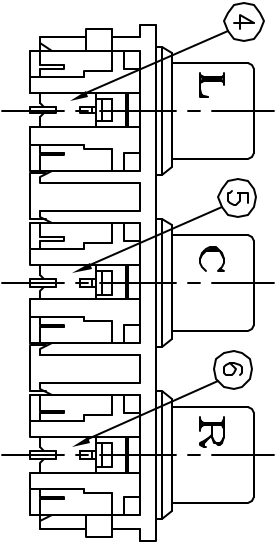
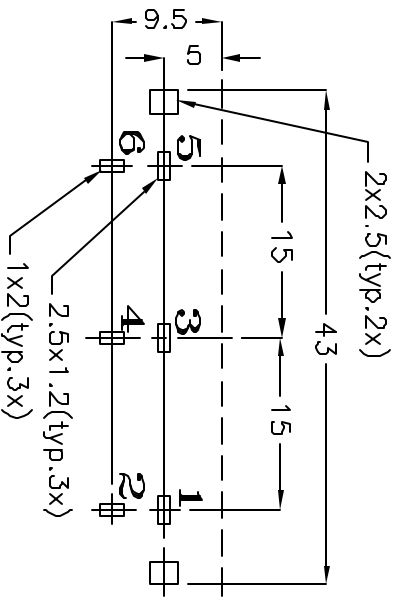


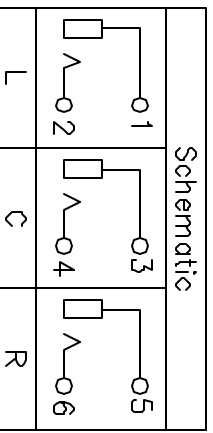
- Specifications:
1. Insulation Resistance: 100M Ohms min. (Initial)
 2. Contact Resistance (Initial): 30m Ohm max at 100mA(max) 1KHz.
 3. Dielectric Withstand Voltage: AC 500V, 60Hz for 1 minute.
 4. Insertion Force: 3Kgs max.
 5. Extraction Force: 0.08Kgs min.
- Humidity Test: 40±2, 90~95%, 48 hours.



Bottom



PC Board Layout
(Top View)

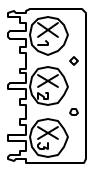


Schematic

6	Housing X ₃	PBT	1	See Color Index
5	Housing X ₂	PBT	1	See Color Index
4	Housing X ₁	PBT	1	See Color Index
3	Metal Plate	0.2t Iron	1	Nickel Plated
2	Pin	0.6t Brass	1	Tin Plated
1	Earth Terminal	0.4t Brass	1	Nickel Plated
No.	Description	Material	Qty	Finish

Part No.	Housing X ₁	Housing X ₂	Housing X ₃
RCJ-32234	Red	White	Yellow
RCJ-32265	Red	Green	Blue
RCJ-32X ₁ X ₂ X ₃	Color X ₁	Color X ₂	Color X ₃

Example: (Black, Red, White)
RCJ-32X₁X₂X₃ = RCJ-32123



Color Chart
1 = Black
2 = Red
3 = White
4 = Yellow
5 = Blue
6 = Green



9015 SW Allen, Suite 103
Beverton, OR 97005
Phone: (503) 643-4899
800-276-4899
Fax: (503) 372-1266
Website: www.cui.com

TITLE: RCA Jack, 3 Port, Right Angle, PCB Mount, Horiz.

PART NO. RCJ-32XXX UNITS: Millimeters

DRAWN BY: Todd R. White APPROVED BY: SCALE: 1.5x